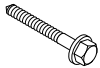

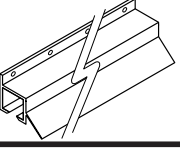



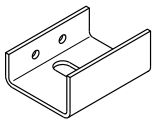

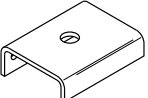
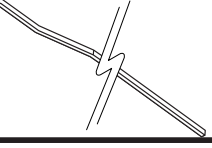
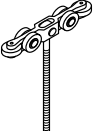
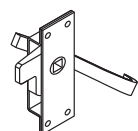






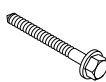

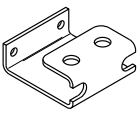
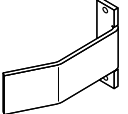
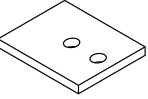
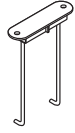
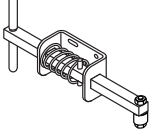
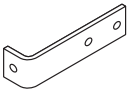

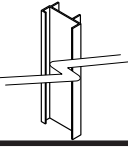
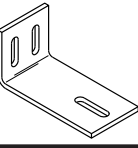
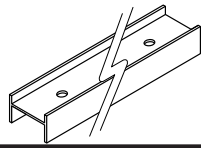

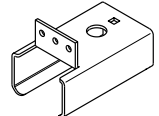




1		5/16" x 2 1/2" Lag Bolt	18		1/4" Flanged Nut
2		Ultra Glide Track	19		1/2" x 2 1/2" Hex Head Bolt
3		#12 x 1" Tek Screw	20		#12 x 1 1/2" Tek Screw
4		E11 Bottom Hanger Adjustment Bracket	21		1/4" x 1" Flanged Bolt
5		E12 Trolley Hanger Bracket	22		48" Latch Rod
6		Ultra Glide Trolley	23		Center Latch Assembly
7		B20 Trolley Adjustment Washer	24		Standard Exterior Handle
8		1/2" Standard Nut	25		B11 Exterior Handle Spacer
9		1/2" Nylock Nut	26		1/4" Rubber Gasket
10		3/8" x 4" Lag Bolt	27		E4 Exterior Handle Mount Bracket
11		E6 Jamb Clincher Bracket	28		B18 Jamb Latch Ramp Bracket
12		B22 Track Stop	29		B5 Tabbed Center Door Guide Bracket
13		Jamb Latch Assembly (Spring Loaded)	30		B3 Center Assembly Mounting Bracket
14		1/4" x 1 1/2" Lag Bolt	31		Vertical Frame 4 1/4" x 2" Aluminum
15		B23 Roller Guide Bracket	32		Horizontals (Girts) 2 3/4" x 1 3/4" Aluminum
16		5/16" x 1 1/2" Lag Bolt	33		E14 Channel Cover
17		Nylon Roller	34		1/4" x 3/4" Carriage Bolt

E-Series Girt Spacing measuring from bottom of Verticals

8' = 32" O.C.

10' = 30" O.C.

12' = 28.8" O.C.

14' = 28" O.C.

15' = 30" O.C.

16' = 32" O.C.

17' = 29.1" O.C.

18' = 31" O.C.

20' = 30" O.C.