



115 MPH WIND
FULL
REPLACEMENT
WARRANTY

www.ibeamdoor.com



DOORS THAT WORK !

Heavy-duty for contractor &

Consumer peace of mind

New, Custom & Retrofit

ASTM-E330 Wind Certified

100 Series Sliding Doors



*** Robust frame system with ASTM E330 wind rating, 10 year 115 MPH wind warranty on standard in stock door frames. Sizes available from 8' x 8' to 60' wide x 24' high.**

*** Proprietary exterior latching system with auto jamb latches.**




E-Series Sliding Doors



- All aluminum light weight frame system that is easy to assemble and install on existing buildings.
- Limited size v. 100 series but is incredibly strong. The lightest door system available.
- Adapts very well in challenging situations for a door system to work.
- 10 year 115 MPH full replacement warranty.



ULTRA GLIDE TRACK & TROLLEY SYSTEM



- 6000 pound track & trolley system
- Option of Face mount or Top mount track system
- Track dimensions similar to industry standard system
- Trolleys fully adjustable in/out & up/down
- Trolleys never bind, drag, or come out of adjustment

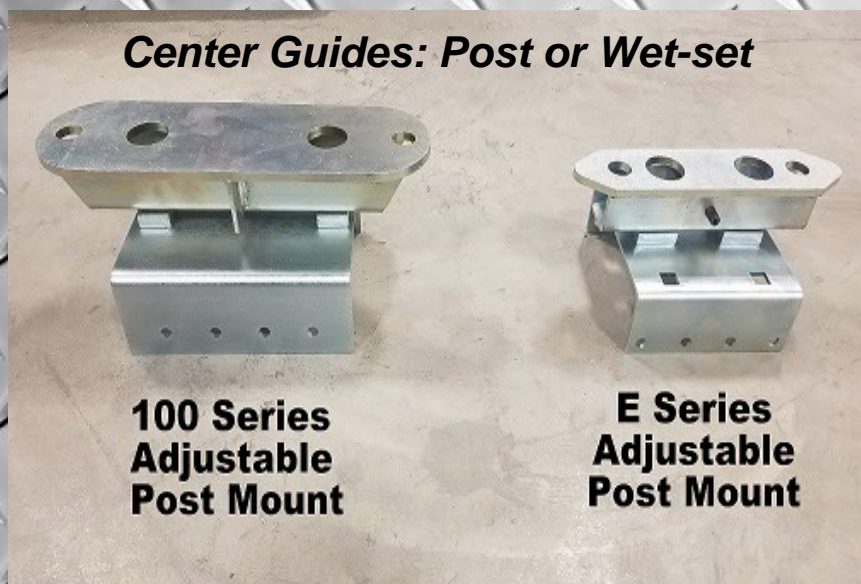




Center latch & Auto jamb latch kit




Pallet is 243" x 16"



Center Guides: Post or Wet-set

**100 Series
Adjustable
Post Mount**

**E Series
Adjustable
Post Mount**



**Jamb latch w/ ramp
(clincher)**

Handle Options
Stainless Keyed Standard



**DOORS SIZES RANGING IN SIZES FROM 4 FT. X 7 FT. UP TO 60 FT.
X 24 FT. (CUSTOM SIZES ALSO AVAILABLE)**

INFO@IBEAMDOOR.COM

PHONE: 815-945-3667

FAX: 815-945-7073

WWW.IBEAMDOOR.COM

1000 E. US Route 24

CHENOA, IL 61726